



Selection Guide for CNC Rotary Tables ...



Bluetooth®

pl

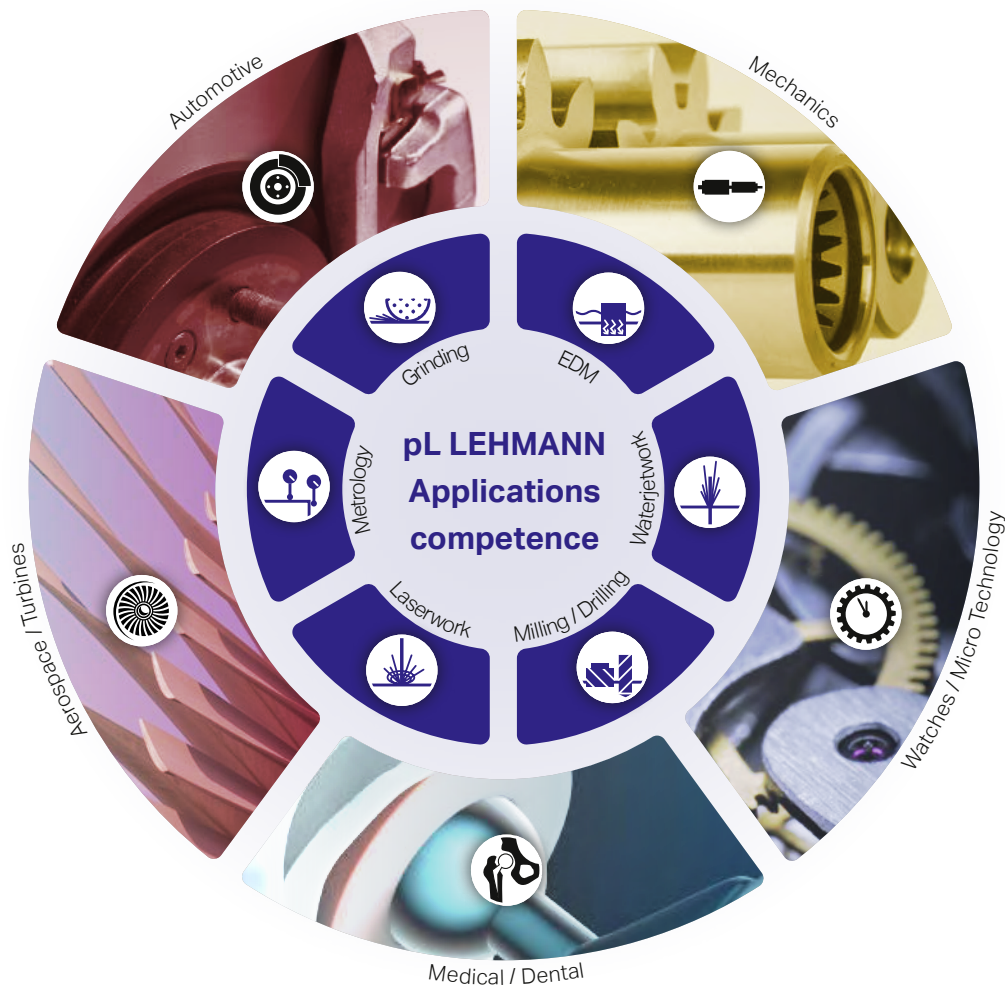
PRIMINER

10/2018 | EN



... for Alpha Center-, Delta Center-,
Double Column-, Mini Center-,
Power Center- and VF-series

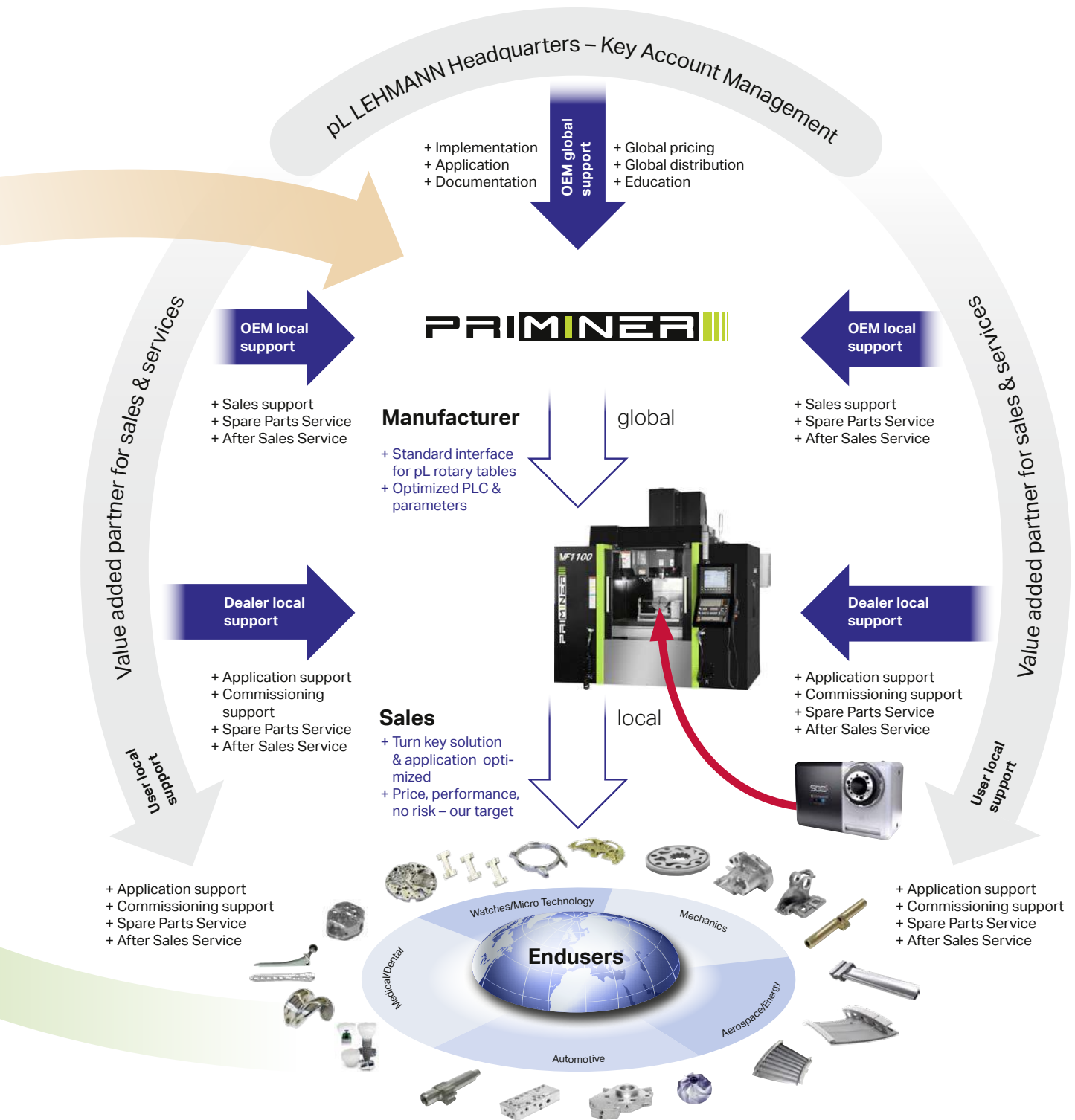
CNC rotary tables for economical manufacturing:
pL LEHMANN has suitable and rational solutions for
nearly every industry



pL rotary tables in use: on over **40** different machine brands
and over **160** different machine models.

pL competence: Integration in **all known** CNC control systems
(Fanuc, Siemens, Heidenhain, Haas, Winmax, Mitsubishi, Brother,
Mazatrol, Okuma ...), for new machines as well as for retrofits

Professional products from professional partners:
 PRIMINER and pL LEHMANN provide
 first-class service to common customers



NEW
up to +30 %

Up to 210 rpm
up to 0.21 sec / 90°

High speed

Extended travel in
Z- and X-direction

More space

High spindle load,
heavy-duty bearing

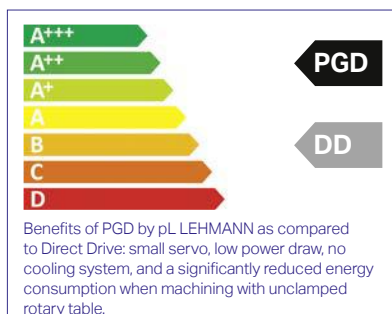
Heavy duty

E-Series



Rotary tables suitable for simultaneous operation!

Save energy



Energy label at the left
An intuitive rating as consumption greatly depends on usage, and without any liability assumed, following the directives on energy labelling

See main catalog for more features

NEW
up to +30 %

High torque

Feed torque up to
850 Nm (provisional)

Adaptability

Multifunctional
spindle HSK

Precision

On the workpiece, as
precise as **2 µm / 100 mm**

NEW
up to +150%

Pneum. clamping
up to 7,000 Nm

High clamp

Large parts
up to \varnothing 500

Big size

PGD backlash-free
long-life gear unit

No backlash



T-Series



**All base plates
made of steel**

NEW

with integrated hole pattern for
slot spacing of 100 and 125 mm,
integrated alignment system
lineFIX for lengthwise or cross-
wise clamping.

M-Series



Connectivity

Wireless monitoring,
for operation & service

No adjust

Load change without
parameter adjustment

Less cost

No cooling system,
no hydraulics



Alpha Center V15L



Delta Center V10L



Double Column V1613HS



Mini Center



Power Center V11



Delta Center T6

A word from PRIMINER:

«Join us for your success!»

Consequent QS-management according to international norms, a highly motivated team of specialists, advantages of serial production and reliable top sub-suppliers with global leading positions are columns of our success. An open and result-oriented company culture through all levels is the basement for a permanent high level of our reliability and products.»

The right machine/rotary table combination for economical production: this Selection Guide helps you make the right selection

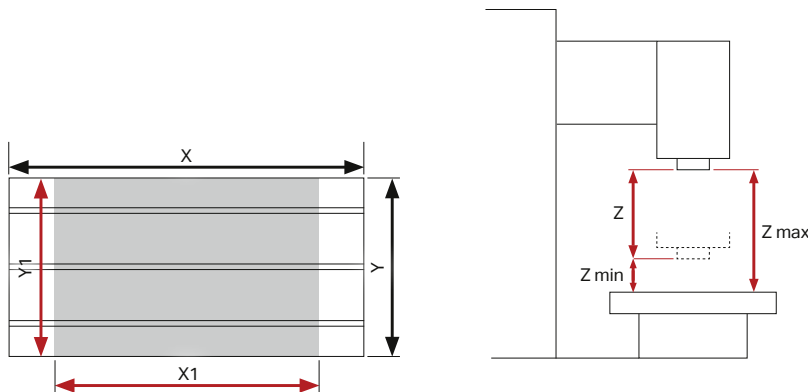


	Table diameter [mm]		Permissible overhang *	Traverse stroke [mm]					Table load ** max [kg]
	X	Y		X1	Y1	Z	Zmin	Zmax	
Alpha Center V9L	1'000	500	10%	900	550	600	80	680	650
Alpha Center V11L	1'200	550	10%	1'100	550	600	80	680	800
Alpha Center V15L	1'700	600	10%	1'500	760	670	80	750	1'200
Delta Center T6	750	400	40%	600	400	330	150	480	350
Delta Center V6L	750	400	10%	600	400	450	80	530	350
Delta Center V10L	1'100	500	10%	1'020	520	550	120	670	600
Double Column V1613HS	1'700	1'200	10%	1'600	1'300	600	200	800	3'000
Mini Center	650	300	10%	500	300	400	120	520	200
Power Center V11	1'200	550	10%	1'150	550	520	150	670	800
Power Center V18	1'900	900	10%	1'800	900	700	180	880	3'000
VF650	1'300	600	10%	1'100	650	600	150	750	600

* The recommended rotary tables can overhang the machine table by so many % (e.g. 10 % means: the rotary table length can be greater than dimension Y or X by max. 10 % of the machine width Y with Y-clamping or 10 % of the table length X with X-clamping.)
 ** The recommended rotary tables do not exceed 50 % of the allowed table load.

Table explanation for pp. 8–11

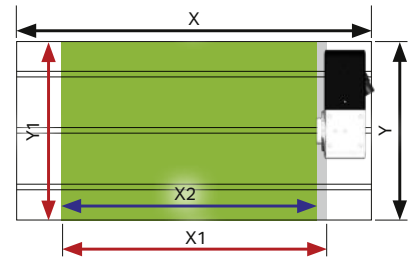
	EA-507 X2	EA-510 X2	EA-520 X2	EA-530 X2
Delta Center V6L	508	492	466	

Wherever values are listed, the combination is recommended. Empty cells mean that a combination is not possible, because the rotary table is too large, or is not recommended, because the rotary table is disproportionately small or heavier than 50% of the table load.

For further details about the rotary tables, see p. 12 and higher or refer to the main catalog

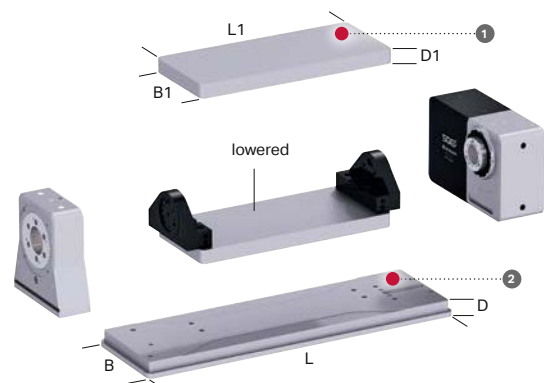


	EA-507 X2	EA-510 X2	EA-520 X2	EA-530 X2
Alpha Center V9L	783	767	741	712
Alpha Center V11L	983	967	941	912
Alpha Center V15L	1'433	1'417	1'391	1'362
Delta Center T6	508	492	466	437
Delta Center V6L	508	492	466	
Delta Center V10L	893	877	851	822
Double Column V1613HS				
Mini Center	408			
Power Center V11	1'008	992	966	937
Power Center V18				1'612
VF650	1'033	1'017	991	962



Rotary table installation with pL clamping claws in accordance with the operating manual

Clamping yokes for EA-type rotary tables



		EA-507	EA-510	EA-520	EA-530				
1 Clamping yokes	Sph [mm]	190	180	210	218				
	Length L1 [mm]	350 450	500 600	600 700 800	800 1000				
	Width B1 [mm]	165	215	270	270				
	Thickness D1 [mm]	20	35	40	40				
2 Base plates	Length L [mm]	622 722	785 885	916 1016 1116	1172 1372				
	Width B [mm]	168	248	301	368				
	Thickness D [mm]	30	30	30	38				
Weights / moments of inertia (without rotary table, without counter bearing)	Weight (Al) [kg]	10	12	23	28	40	45	52	on request
	Weight (steel) [kg]	29	34	66	80	117	130	152	
	Mom. inert. (Al) [kgm ²]	0.02	0.02	0.06	0.07	0.16	0.17	0.21	
	Mom. inert. (steel) [kgm ²]	0.04	0.05	0.17	0.21	0.46	0.50	0.60	

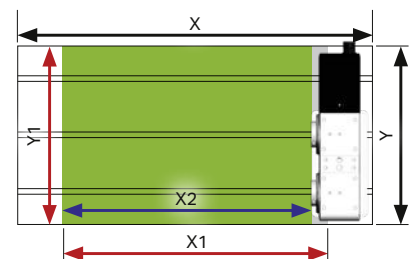
Explanations for pp. 8 to 11

The recommendations are for information purposes only. We recommend that you verify the effective dimensions prior to ordering. Modifications on the machine can lead to collisions and affect the dimensions X2 and Y2.



	M2-507	M2-510	M3-507	M3-510
	X2			
Alpha Center V9L	724	714		
Alpha Center V11L	924	914	924	
Alpha Center V15L	1'374	1'364	1'374	
Delta Center T6	449	439		
Delta Center V6L				
Delta Center V10L	834	824		
Double Column V1613HS				1'414
Mini Center				
Power Center V11	949	939	949	
Power Center V18	1'624	1'614	1'624	1'614
VF650	974	964	974	

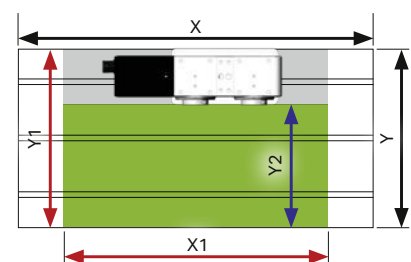
Y-mounting



Rotary table installation with pL clamping claws in accordance with the operating manual

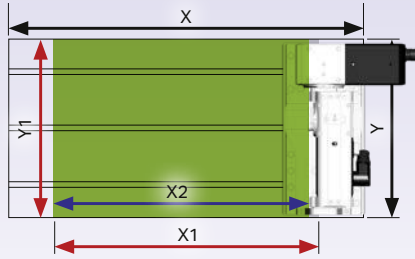
	M2-507	M2-510	M3-507	M3-510
	Y2			
Alpha Center V9L			299	289
Alpha Center V11L				314
Alpha Center V15L				
Delta Center T6			174	164
Delta Center V6L	174	164	174	164
Delta Center V10L			284	274
Double Column V1613HS				
Mini Center	74	64	74	
Power Center V11				314
Power Center V18				
VF650				389

X-mounting



Rotary table installation with pL clamping claws in accordance with the operating manual

Y-mounting



Rotary table installation using hole pattern in base plate



TIP1



TAP1

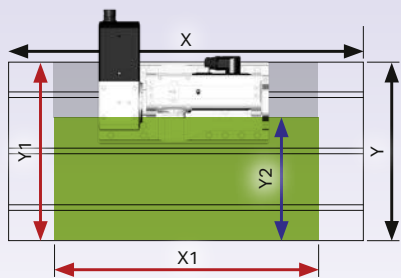


TOP1.2

	TIP1c TF-507510 X2	TIP2c TF-510520 X2	TIP3c TF-520530 X2	TAP1c T1-507510 X2	TAP2c T1-510520 X2	TAP3c T1-520530 X2	TAP1 T1-507510 X2	TAP2 T1-510520 X2	TAP3 T1-520530 X2	TOP1 T1-507510 X2
Alpha Center V9L	820	776		780						
Alpha Center V11L	1'020	976		980	960		980			
Alpha Center V15L	1'470	1'426	1'406	1'430	1'410		1'430	1'410		1'430
Delta Center T6	545	501		505						
Delta Center V6L										
Delta Center V10L	930	886		890						
Double Column V1613HS			1'456			1'426		1'460	1'426	1'480
Mini Center										
Power Center V11	1'045	1'001		1'005	985		1'005			
Power Center V18	1'720	1'676	1'656	1'680	1'660	1'626	1'680	1'660	1'626	1'680
VF650	1'070	1'026	1'006	1'030	1'010		1'030	1'010		1'030

	TOP2 T1-510520 X2	TOP3 T1-520530 X2	TAP1c.2 T1-507510 X2	TAP2c.2 T1-510520 X2	TAP3c.2 T1-520530 X2	TAP1.2 T1-507510 X2	TAP2.2 T1-510520 X2	TAP3.2 T1-520530 X2	TOP1.2 T2-507510 X2	TOP2.2 T2-510520 X2	TOP3.2 T2-520530 X2
Alpha Center V9L											
Alpha Center V11L											
Alpha Center V15L			1'430								
Delta Center T6											
Delta Center V6L											
Delta Center V10L											
Double Column V1613HS	1'460	1'426	1'480	1'460	1'426	1'480	1'460	1'426	1'480	1'460	1'426
Mini Center											
Power Center V11											
Power Center V18	1'660	1'626	1'680	1'660		1'680	1'660		1'680	1'660	
VF650			1'030								

X-mounting



Rotary table installation using hole pattern in base plate



TIP1



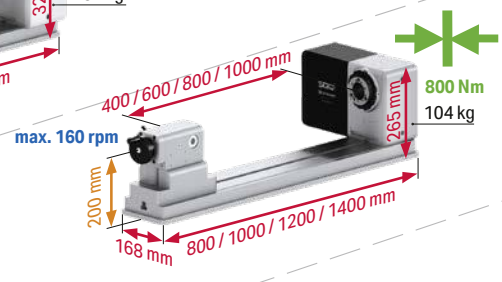
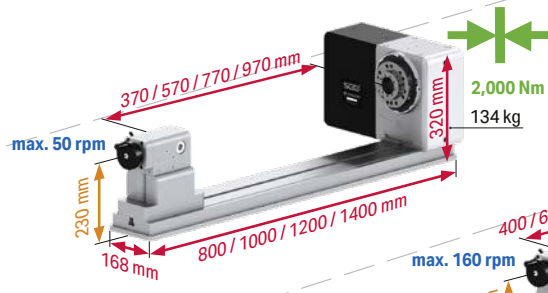
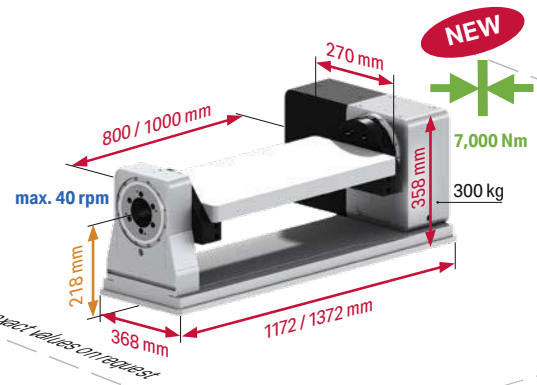

TAP1



TOP1.2

	TIP1c TF-507510 Y2	TIP2c TF-510520 Y2	TIP3c TF-520530 Y2	TAP1c T1-507510 Y2	TAP2c T1-510520 Y2	TAP3c T1-520530 Y2	TAP1 T1-507510 Y2	TAP2 T1-510520 Y2	TAP3 T1-520530 Y2	TOP1 T1-507510 Y2
Alpha Center V9L			331		335	301	355	335	301	355
Alpha Center V11L			356			326		360	326	380
Alpha Center V15L										
Delta Center T6					210		230	210		230
Delta Center V6L	270	226		230	210		230	210		230
Delta Center V10L			316		320	286	340	320	286	340
Double Column V1613HS										
Mini Center	170	126		130			130			130
Power Center V11			356			326		360	326	380
Power Center V18										
VF650						401			401	

	TOP2 T1-510520 Y2	TOP3 T1-520530 Y2	TAP1c.2 T1-507510 Y2	TAP2c.2 T1-510520 Y2	TAP3c.2 T1-520530 Y2	TAP1.2 T1-507510 Y2	TAP2.2 T1-510520 Y2	TAP3.2 T1-520530 Y2	TOP1.2 T2-507510 Y2	TOP2.2 T2-510520 Y2	TOP3.2 T2-520530 Y2
Alpha Center V9L	335	301	355	335		355	335		355	335	
Alpha Center V11L	360	326	380	360	326	380	360	326	380	360	326
Alpha Center V15L					456		490	456		490	456
Delta Center T6	210		230	210		230			230		
Delta Center V6L	210		230	210		230			230		
Delta Center V10L	320		340	320	286	340	320		340	320	
Double Column V1613HS											
Mini Center			130			130					
Power Center V11	360	326	380	360	326	380	360	326	380	360	326
Power Center V18					676			676			676
VF650	435			435	401	455	435	401	455	435	



530

520


51x

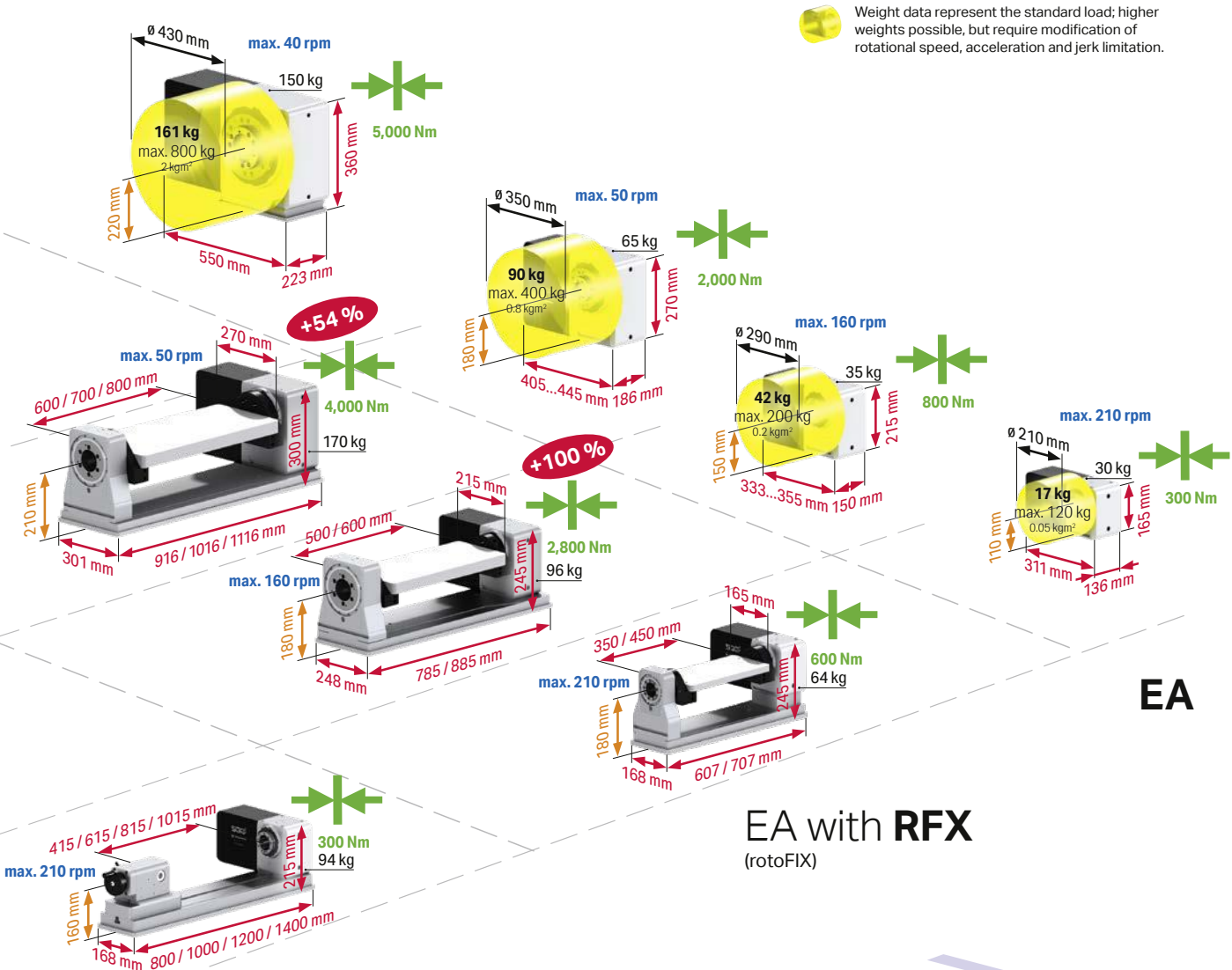
50x

SIZE

News in brief

1. High speed up to 210 rpm
2. Feed torque up to 850 Nm (tentative)
3. Steel base plates with hole pattern (suitable for slot spacing of 100 and 125 mm)
4. Cycle time 90° as fast as 0.21 sec.

 Weight data represent the standard load; higher weights possible, but require modification of rotational speed, acceleration and jerk limitation.



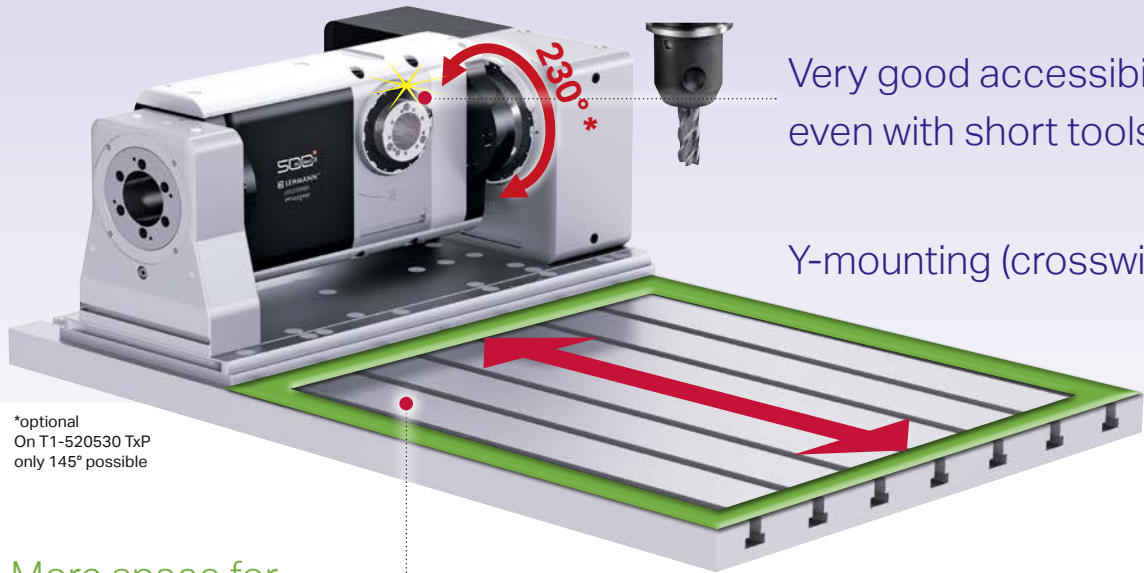
EA

EA with **RFX**
(rotoFIX)

EA with **LFX**
(longFLEX)

MODEL

50x	507 (standard) or 508 (high speed)
51x	510 (standard) or 511 (high speed)
EA	single-axis, single-spindle CNC rotary table
rotoFIX	modular clamping yoke system
longFLEX	modular shaft clamping system




Very good accessibility, even with short tools

Y-mounting (crosswise)

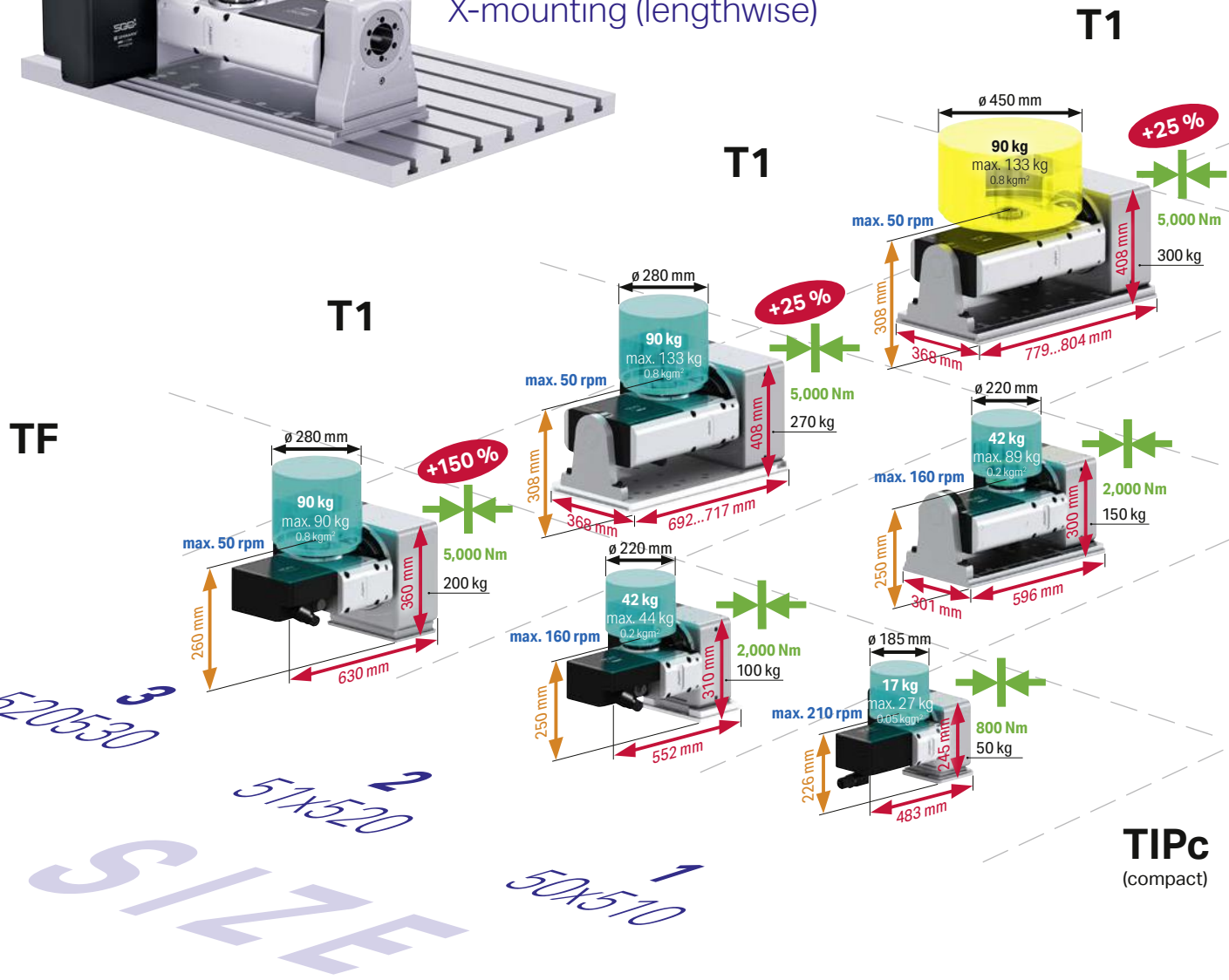
*optional
On T1-520530 TxP
only 145° possible

More space for workpiece and fixtures



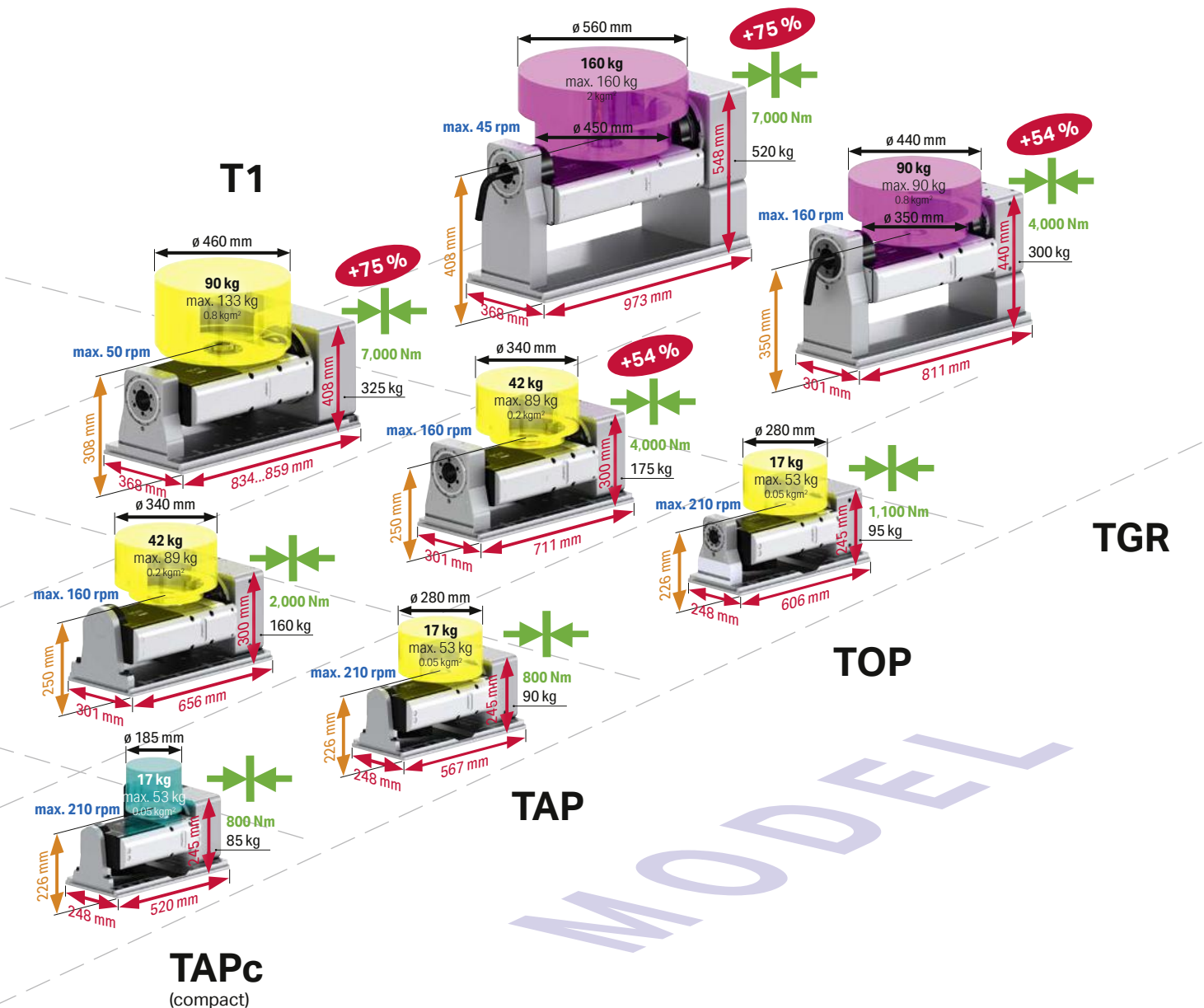
X-mounting (lengthwise)

T1



News in brief

1. Up to 150% higher clamping torque in tilting axis
2. Fewer variant – more solution
3. Larger workpiece \varnothing possible
4. Spatially optimized arrangement of the dividing axis

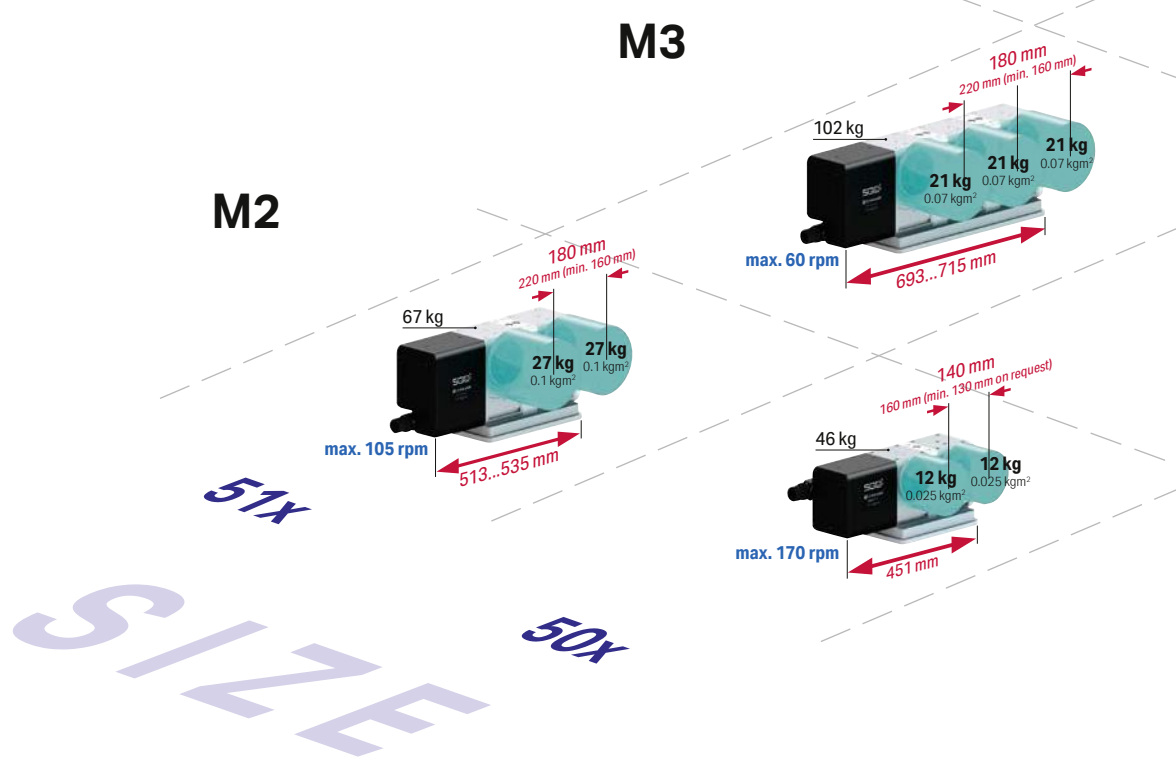


Weight data represent the standard load; higher weights possible, but require modification of rotational speed, acceleration and jerk limitation.

- 50x510 508510 (standard) or 508510 (high speed)
- 51x520 510520 (standard) or 511520 (high speed)
- TIPc Two-axis rotary table, no counter bearing, compact
- TAPc Two-axis rotary table, with supporting bearing, compact
- TAP Two-axis rotary table, with supporting bearing
- TOP Two-axis rotary table, with clamped counter bearing
- TGR Two-axis rotary table, with clamped counter bearing, specifically for grinding applications

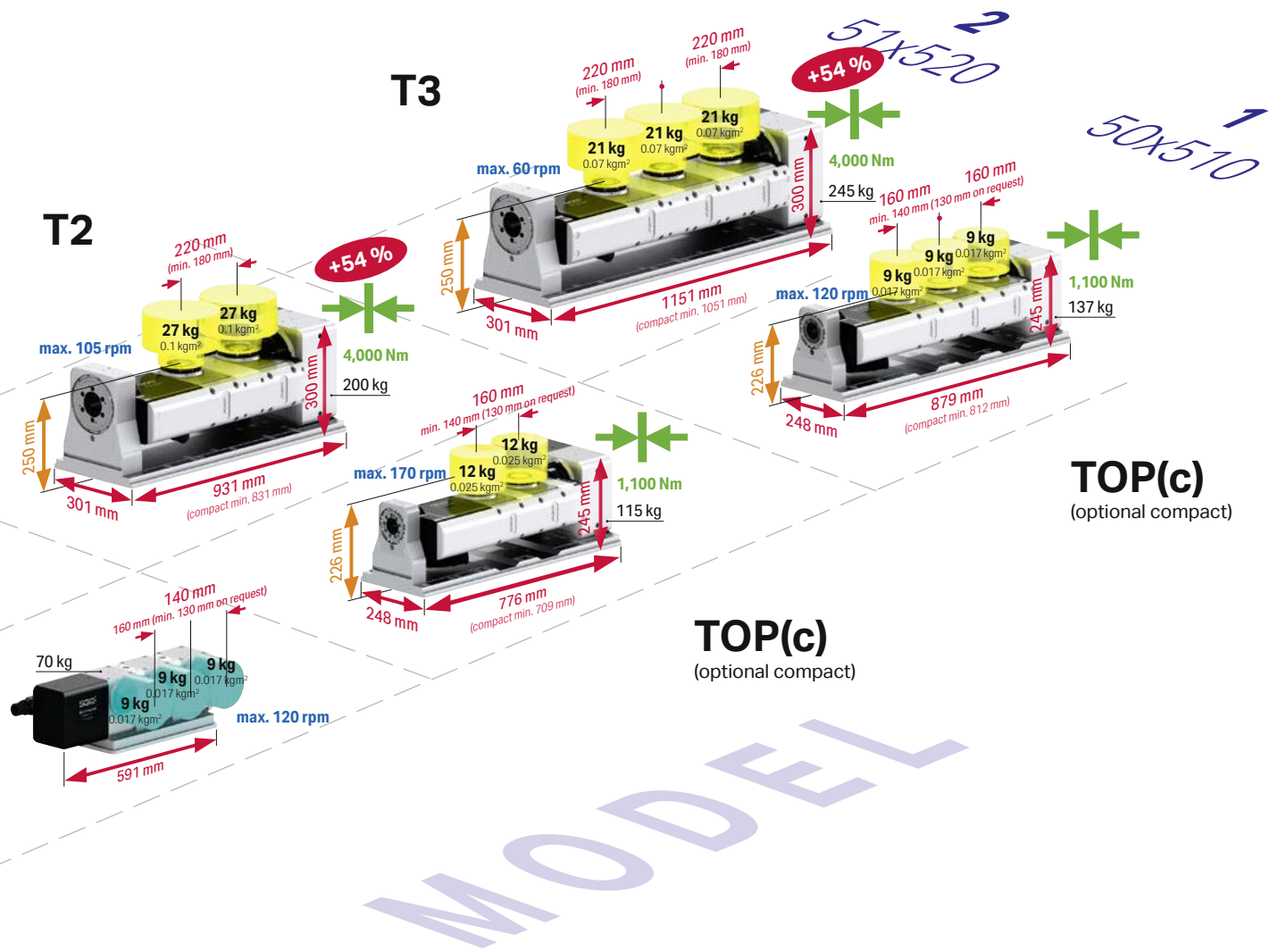



More space for workpiece and fixtures



News in brief

1. Up to 54 % higher clamping torque in tilting axis
2. Fewer variant – more solution
3. Spindle distance min. 130 mm
4. Spatially optimized arrangement of the dividing axis



 Weight data represent the standard load; higher weights possible, but require modification of rotational speed, acceleration and jerk limitation.

- 50x 507 (standard) or 508 (high speed)
- 51x 510 (standard) or 511 (high speed)
- M2 Single-axis, multi-spindle rotary table, 2-position
- M3 Single-axis, multi-spindle rotary table, 3-position
- T2 Two-axis multi-spindle rotary table, 2-position
- T3 Two-axis multi-spindle rotary table, 3-position

Extremely wide assortment for workpiece clamping.
Standardized interface in front and rear: maximum universality

Spindle accessories in rear

- + Rotary unions **up to 250 bar**
- + Clamping cylinder **23 kN at 120 bar**
- + Angular position measuring systems **as precise as ± 1 arcsec**



Spindle accessories in front



Tailstock and counter bearing



ripas zero point clamping system



EA-507 with ripas auto and ripas adapter

CAPTO clamping (on request)

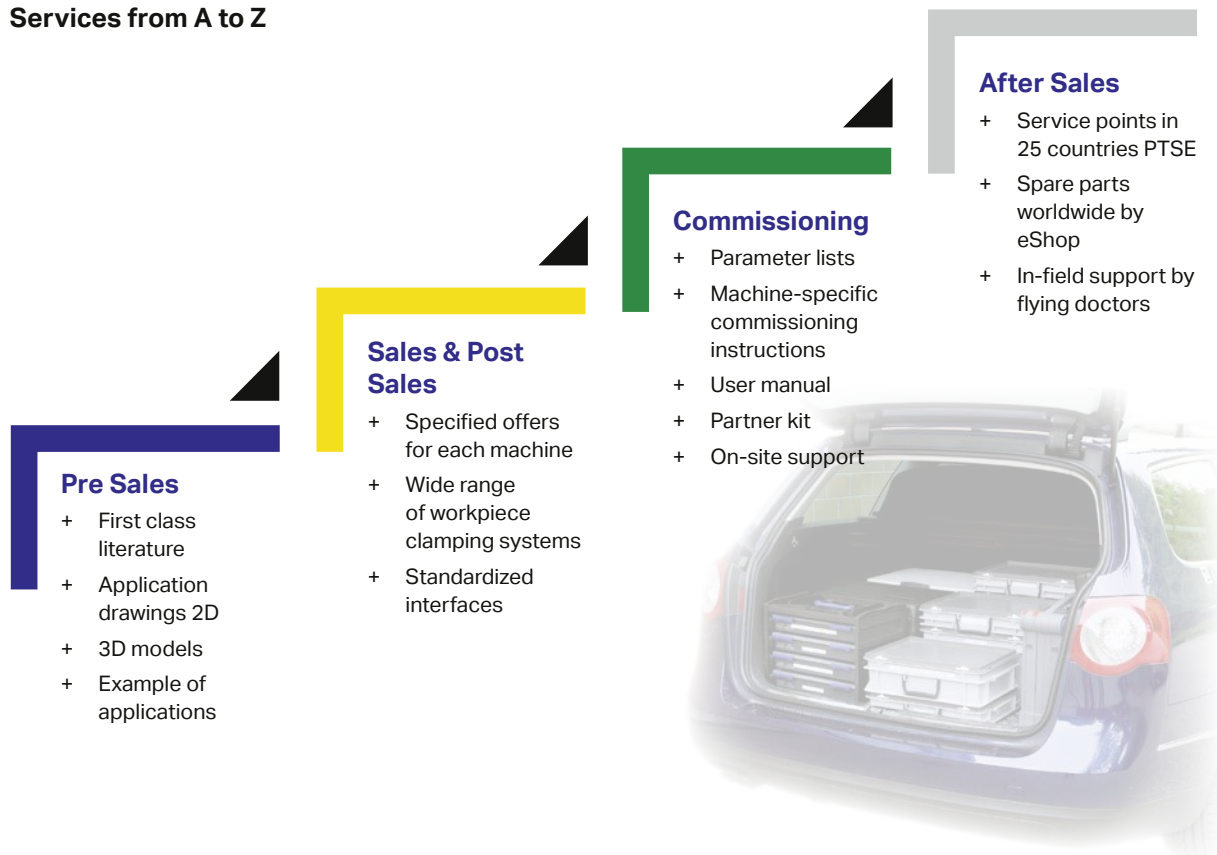


EA-507 with CAPTO retrofit kit

Present in over 20 countries: from sales consultation to the final service

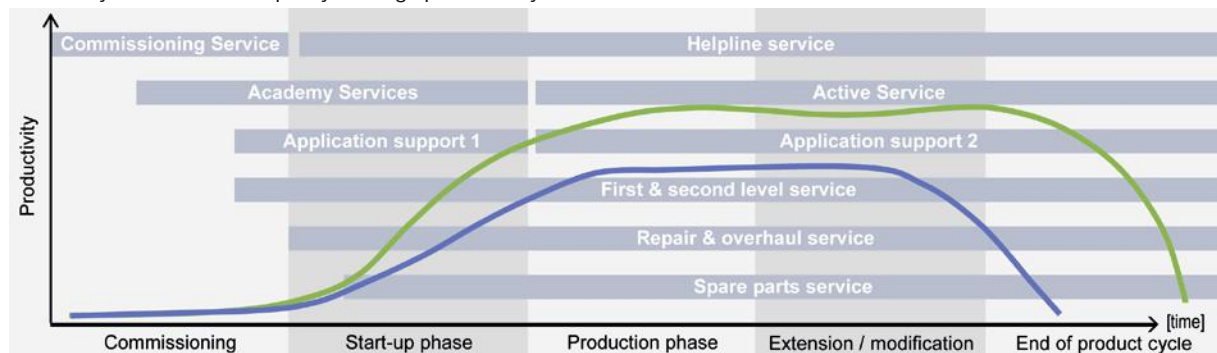


Services from A to Z



Increase productivity – Extend lifecycle

Comprehensive and professional services throughout the product life cycle – maximum availability with consistent quality and high productivity.



— Productivity with LifeCycle service products from pL LEHMANN
 — Productivity without service support

For more information please see www.lehmann-rotary-tables.com.



ROTARY TABLES · PRECISION TECHNOLOGY · SOFTWARE

Headquarters

PETER LEHMANN AG
CH-3552 Bârau
Phone +41 (0)34 409 66 66
Fax +41 (0)34 409 66 00
pls@plehmann.com
www.lehmann-rotary-tables.com

Representatives / Agencies

Europe

- Austria
- Benelux
- Czech Republic (vacant)
- Finland
- France
- Germany
- Hungary (vacant)
- Italy
- Norway
- Poland
- Portugal
- Russia
- Slovenia
- Spain
- Sweden
- Turkey
- UK

America

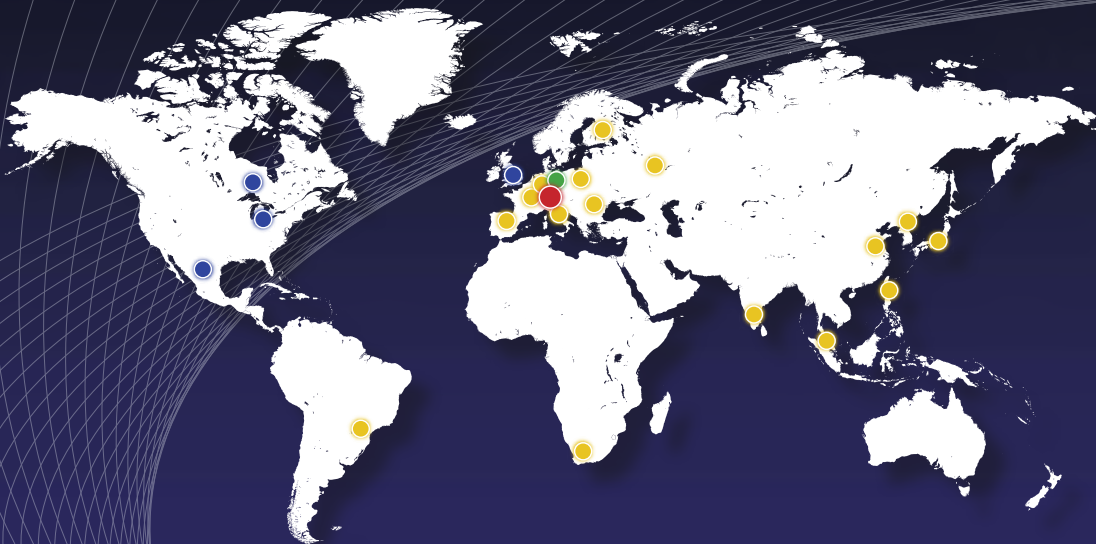
- Brazil
- Canada
- Mexico
- USA

Asia

- China
- India
- Japan
- Malaysia
- Singapore
- South Korea
- Taiwan
- Thailand
- Vietnam

Africa

- South Africa



● Headquarters ● direct sales partner ● pL Solutions® partner ● value added reseller & partner

More information (address, telephone number...) at www.lehmann-rotary-tables.com